



June 2009

Pony Express

Bendigo Pony Club Inc.

P.O. Box 2257
Bendigo Mail Centre 3554

May

- 2-3rd - State Horse Trails @ Goornong
- 9-10th - Zone Teams Challenge HT-Grade 3 & 4 - Werribee Park
- 24th - Mandurang South PC - Geriatric HT (Cancelled)
- 31st - Bendigo PC Rally

June

- 6th - Bendigo PC - Liam Hartz Jumping Clinic
- 13-14th - State Games & Flat Team championships @ Werribee Park
- 21st - Mandurang South PC - Horse Trials - Grade 2-5
- 28th Maldon PC - Winter Woolies Gymkhana

Dressage, Combined Training & Showjumping Championship

Our next big event is our Dressage, Combined Training & Showjumping Championship, which we are holding at the Bendigo Show grounds on Sunday 12th July.

Please get your entries in early as it should be a great day of competition.

There will be a working be on Saturday the 11th at 1.00 pm. As usual we need as many helpers as possible to set up the Dressage Arena's, our wonderful show jumps and all the other things that need to be done to run such as event. More hands make light work.

And of course as many people on the day to make everything run as smoothly as possible.

Hope to see you there.

!!!! NEWS FLASH !!!!

Last Saturday Sue & Kerrie armed with a large cheque book, found their way to Clondanine (thanks to the GPS) and purchased lots more JUMP 4 JOY jumps. There will be a working bee on Sunday June 27th at 1pm at our grounds to put them all together before our next event as outlined above. Again many hands make light work and also, get to see all the new jumps first hand. (If we could have as many dads as possible that would make things even easier)

Happy birthday to you

- Emma Lea - 11th
- Kaitlyn McKenzie 30th
- Morgan-Rose Maud -16th
- Remy Monaghan 1st



Since this profile was posted the Poyner & Mason families have decided to have a break from PC. They have been a very loyal and supportive family and we will miss them all!! Hope to see you back in the future.



Rider Profile

NAME: Sierra Mason AGE 9
HORSE/S Jonti (at the moment but looking to go bigger soon)

MY HORSE IS SPECIAL BECAUSE.....he is fun to ride on

WHAT I LIKE MOST ABOUT PONY CLUB...it teaches me how to rid.

WHAT I DISLIKE MOST ABOUT PONY CLUB...nothing.

WHEN I'M NOT RIDING I LIKE TO...watch people ride.

THE FOLLOWING QUESTIONS ARE NOT NECESSARILY HORSE/PONY CLUB RELATED

THIS YEAR I REALLY WANT TO... get better at riding.

IF I COULD HAVE ONE WISH IT WOULD... to be in a horse race.



FOR THE DAY.

IT WILL BE A GREAT DAY AND OPPORTUNITY FOR ALL RIDERS TO HAVE A TRY OF THEIR CROSS COUNTY JUMPS.

AS WITH ALL SHARED RALLIES MALDON WILL BE PROVIDING A BBQ LUNCH AT A SMALL COST. ALL BENDIGO PC MEMBERS ATTENDING ON THE DAY ARE ASKED TO BRING A SALAD LARGE ENOUGH TO FEED 2 FAMILIES. MALDON PC MEMBERS WILL BE PROVIDING THE DESSERT.

OUR NEXT RALLY IS COMBINED WITH THE MALDON PONY CLUB ON SUNDAY 5TH JULY AT THEIR GROUNDS.

COULD ALL MEMBERS PLEASE EMAIL SUE AND LET HER KNOW IF YOU ARE COMING ON THE DAY OR NOT, SO THAT SHE CAN ACCURATELY ORGANIZE THE GROUPS

COULD YOU PLEASE BRING YOUR OWN CROCKERY & CULTERY ON THE DAY AND CHAIR? DRINKS WILL BE AVAILABLE FROM THE CANTEEN.



Check this out

There once was a blonde who had two horses but she couldn't tell them apart, so she goes to her friend and says, "I have two horses and I just can't tell them apart."

The friend suggest that she cut off one's mane, so the blonde did, but the mane grew back. She goes to her friend and the friend suggest she cut off one of the horses' tail. The blonde did but the tail grew back too fast. So she finally says to her friend, "I've tried all of your

suggestions but it just doesn't work."

The friend suggests one more thing that she measure them. The blonde went home, got a ruler measured them and went to her friend the next morning, and the blonde tells her friend, "Oh, thank you I can tell them apart!" "How?" asked the friend, and the blonde tells her, "The black horse is taller than the white horse."

To The Stable

If you own a horse, or even spend time around one, eventually you'll need to tie him to something.

We all take tying for granted. We've done it a thousand times. We brush our horses, saddle them, clean their feet, and enter them in shows where they spend hours attached to the side of our floats. We tie them to posts, and hitching rails, trees, and almost anything we think is stationery and strong. Throw the lead rope around SOMETHING, and your horse will stay. Or will he?


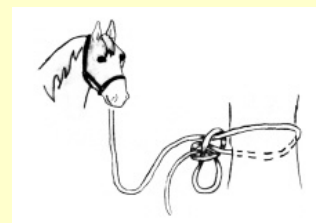
Time and again you see horses tied in an unsafe way, and the horse gets into trouble; sometimes injuring himself to the point of death; sometimes injuring others around him.

Here are some simple rules to review that will keep your horse out of trouble.

- Attach the horse at about the level of his withers or eye-level. This way if he pulls, he is less likely to hurt himself. The rope should be tied so it doesn't dangle low enough to be stepped over

but not be so high or tight that the horse's head is restricted. Two to three feet is about right for a horse; less for a pony.

- Tie to secure objects such as a wall, hitching post, tree, or a trailer that is securely attached to a vehicle. Inspect wooden tie posts regularly for damage and rotting below the soil surface. If the object is vertical and smooth, and there is danger of the rope slipping, take an extra wrap around the object.
- Do NOT tie to objects below the horse's eye level, such as a log on the ground, door handle, chair, hitch, the tailgate of your truck, or anything else that isn't securely anchored, such as an unsecured trailer, wire fence, loose fence post, or fence rail.
- If the horse is to be tied in the same area for an extended period, food and water should be within reach and the area should be protected from the elements.
- If you tie your horse "fast" (secure; he can't pull away) and he panics, he will hurt himself and anyone around him. Use a "quick release knot".




Floating your horse

Unbroken horses never have floating problems..... bad driving and bad floats ruin good horses.

- Take corners at least 10k slower than the recommended speed sign
- The steeper the camber in the road the slower you must take the corner
- Carefully observe the camber of the road and always travel in the lane where the camber is less steep.
- Take right angle corners at T intersections at no more than a slow walking pace, roundabouts should be taken at the same gentle speed
- Never accelerate your vehicle until the float is in a direct straight line with your car
- Brake softly and gradually, right down to the stop. You must have softness in your brake foot like the hands of a good horse rider. You must never jolt to a sudden stop.
- Always travel 40 metres behind the vehicle in front of you. If a driver overtakes and pulls into the space, back off and regain the 40 meter

distance

- Travel over speed humps and rumble bars as slowly as possible
- Pull over and allow a build up of traffic to pass you as often as necessary. Tailgaters upset horses.
- Imagine you have a glass of water on your dash and drive so that you don't spill a drop
- Think of your towing vehicle as a ski boat and the horse float as the skiers. Think about what happens to the person at the end of the tow rope
- Get into your float and have someone tow you down the road for a distance. You will hear every rattle the horse hears and feel the increased sensation of speed the horse feels.
- Keep your float in A1 condition. Safety first!



Reprinted in part by permission of John O'Leary Horseman



D.C.'s Message

Hi Everyone,

Winter has arrived with a vengeance and while the cold weather is a shock to the system, the rain is wonderful! It was lucky that the weather was so beautiful for the State Horse Trials championship held over the first weekend in May and it was fantastic to see so many of our members at the event. Our zone hosts this event only once a decade and it is a huge task. Eighteen months of meetings and planning by the Midland Zone all came together and aided by the fact that the weather was perfect a wonderful time was had by competitors and spectators alike. Although the hardness of the ground brought home to riders from greener pastures the reality of the drought in our lives! Congratulations to the 'Canteen Queen' Lauren and all the wonderful helpers who did a fantastic job keeping the VIPs well fed over the weekend. The weekend was a great opportunity for our younger riders to observe pony club riders competing in the highest grades and to see what can be achieved as you go through the grades in pony club. Although I did see some very questionable riding on the cross country course with riders taking fences too fast which resulted in a couple of nasty accidents. This is where clinics and individual lessons are invaluable.

At our June rally accomplished horseman, Norm Glenn gave an amazing demonstration on how to

load a 'problem' horse. Jaclyn Longs horse Dumbledore quickly realized Norm was the boss and decided he was very keen to cooperate and load! Of course once the horse is loaded on the float it is very important to ensure the horse remains happy in the float by driving carefully and there are some handy hints on towing a float elsewhere in the newsletter.

Sunday July 12th is the date for our next competition. We are holding a dressage championship, combined training and show jumping day at the Bendigo Show grounds. This is an open event held under PCAV rules and there is something for everyone to compete in. Please help by getting your entries in early. There is a working bee to set up for the event at the show grounds on July 11th starting at 1.00pm. We will need pencilers for the dressage & show jumping rings, crash crew, ring stewards and lots of help in the canteen. Please let me know ASAP what you can do to help out.

Til next time,
Happy horsing,

Sue



Photos



We're on the Web!

See us at:

www.bendigoponyclub.com.au

